




MATT

# Educational Technology Session


## Tech Tips, Tricks and Tools




easy-to-use tools for sharing ideas



Pinterest in 90 seconds



Poll Everywhere



All resources at <http://ctaipd.ning.com/page/ed-tech>

# 35 Ways To Build Your Personal Learning Network Online


Personal learning networks are a great way for educators to get connected with learning opportunities, access professional development resources, and to build camaraderie with other education professionals.

Although [PLNs](#) have been around for years, in recent years social media has made it possible for these networks to grow exponentially.

Now, it's possible to expand and connect your network around the world anytime, anywhere. But how exactly do you go about doing that?

Check out our guide to growing your personal learning network with social media, full of more than 30 different tips, ideas, useful resources, and social media tools that can make it all possible.

Source: <http://learni.st/learnings/47247-35-ways-to-build-your-personal-learning-network-online>



## Tips & Ideas

Get started developing your social media PLN with these tips and ideas for great ways to make use of social tools.

1. [Actively make ties](#): It's not enough to just follow and read, you need to connect. Leave comments, reply to questions, and start your own conversations.
2. [Join Twitter chats](#): Educators can chat, collaborate, and connect through Twitter chats like #edchat and #edmeet.
3. [Share your lesson plans, presentations, and documents](#): Use services like Tumblr, Edublogs, or Facebook to share lesson plans with your learning network.
4. [Crowdsource ideas](#): Turn to your PLN to crowdsource ideas or perform social searches.
5. [Use Twitter resources to discover more people to follow](#): Check out following/follower lists, RTs, #followfriday suggestions, and Twitter lists of the people you admire to find even more great resources to add to your PLN.
6. [Discover new people to add to your network](#): Lots of educators use social media as a passive way to check out people they'd like to add to their personal learning networks. Analyze the quality of their posts, point of view, and signal to noise to decide if they'd make a good addition to your network.
7. [Start conversations](#): Use your social media accounts to ask questions and spark conversations that encourage new thinking.
8. [Find new blogs and resources to follow using social bookmarking](#): Social bookmarking services like Diigo and Delicious can help you not only find great blogs and resources, but also get your connected with other educators to add to your network.

## Guides

Check out these guides to find out how other educators have used social media and other tools to grow their personal learning networks.

1. [How Technology Helps You Build a Personal Learning Network](#): Explore technology's new role in building personal learning networks through this guide.
2. [50 Great Ways to Grow Your Personal Learning Network](#): Our very own guide to growing your personal learning network has lots of great ideas for tapping into social media.
3. [The Innovative Educator: 5 Ways to Build Your 1.0 and 2.0 Personal Learning Network](#): Check out this post from the Innovative Educator to see how you can use blogs and other social media to build a personal learning network.
4. [How to Use Twitter to Grow Your PLN](#): Here, Edutopia shares an insightful post on why educators should use Twitter to grow their PLNs, plus a great list of chats to join.
5. [21st-Century PLNs for School Leaders](#): Take your PLN into the next century with this guide for using social media tools like Twitter and blogs to grow your PLN.
6. [How to cultivate a personal learning network](#): Chuck Frey's post explains how you can cultivate a strong personal learning network, through social media and beyond.
7. [Tools for Building Your Personal Learning Network](#): Check out this LiveBinder to find several great tools for building a personal learning network.

8. [Using a Twitter Chat Channel to Support a Personal Learning Network](#): Check out this guide to see how one Texas school district is using a Twitter chat channel to support a PLN.
9. [Using Social Media to Develop Your Own Personal Learning Network](#): This presentation from Sue Beckingham and David Walker is a great resource for learning about the many ways you can use social media to grow a PLN.
10. [Nuts and Bolts: Building a Personal Learning Network](#): Jane Bozarth's article on building a personal learning network hits on the need for interactivity in PLNs.

## Tools & Resources

Want to really make the most of your PLN? Use these popular social media tools for learning to grow and take advantage of your network with the latest technology.

1. [Classroom 2.0](#): In this networking group, you can get connected with other educators who are interested in Web 2.0, social media, and more in the classroom.
2. [Ning](#): On Ning, you can create your own social website to bring your PLN together all in one place.
3. [Diigo](#): Collect, highlight, remember, and share all of the great resources you find online with your PLN on Diigo, and annotation and online bookmarking tool.
4. [Google Reader](#): With Google Reader or any other great RSS tool, you can subscribe to blogs and stay on top of it all.
5. [Slideshare](#): On SlideShare, you can upload presentations to share with your personal learning network.
6. [Twitter](#): Perfect for finding people to add to your PLN, participating in chats, and sharing what you've found, Twitter is one of your most powerful tools for growing and maintaining a personal network.
7. [Facebook](#): Another powerhouse for PLNs, Facebook is a great place to connect, share, and grow your network.
8. [Scribd](#): Read, publish, and share documents on Scribd with your PLN, whether you're sharing classic novels or lectures you've delivered. Plus, you can find documents and get connected with their owners.
9. [Yahoo! Answers](#): Find and share information, connect with others, and build upon your personal learning network on this popular answers site.
10. [LinkedIn](#): The gold standard in professional networking, LinkedIn is a great place for education professionals to get connected.
11. [Quora](#): Similar to Yahoo! Answers, Quora offers a professional place to share your knowledge and grow your network.
12. [Google+](#): Often overlooked in favor of Facebook and Twitter, Google+ is a growing network that offers lots of great possibilities for developing PLNs.
13. [Pinterest](#): Facebook, Twitter, and Google+ get a lot of love from personal learning networks, but Pinterest offers a great way to find other educators, and great resources.
14. [Delicious](#): One of the most popular social bookmarking sites on the web, Delicious makes it easy to share what you've found and find new followers for your PLN.
15. [Paper.li](#): Using Paper.li, you can curate and share your favorite PLN tweets on a daily basis.
16. [Scoop.it](#): Like Paper.li, Scoop.it is a great tool for curating an engaging PLN magazine based on resources from your network.
17. [AddThis](#): Become a sharing machine with the AddThis toolbar, a great way to immediately share web resources on the web's most popular social media tools.

Teacher blogs > Teaching Now

## One Teacher's Flip From Flipped Classrooms

By Liana Heitin on October 9, 2012 5:15 PM

While flipped classrooms are still all the rage in some education circles, teacher and blogger Shelley Wright explains why her "**brief love affair with the flip has ended.**"

Wright **initially turned to the flipped model** as a way to help her and her students get through "the large and sometimes burdensome amount of content" required by her biology and chemistry curricula. She hoped having students watch lectures at home and do hands-on activities during class would prove a "transformative learning experience."

And it did—just not exactly in the way she'd envisioned.

Rather than a new way of teaching in and of itself, the flipped classroom served as a springboard to project-based learning. Wright and her students phased out the at-home lectures altogether, and students took control of their own learning in class. Wright explains:

As this new way of learning played out over time, my students found they didn't need me to locate or create videos for them. Instead, they learned how to learn, and they were able to find their own resources. ... Some shot ahead because they found the initial concepts quite easy. Others needed to hunker down to really grasp them. My students differentiated their own instruction. They worked at their own pace, since they chose their own resources. They could do extra work at home if they felt it necessary.

This student-centered class time enabled her to talk to every student during each class period, and assess who needed help and where they were struggling.

Wright says she would never go back to either the traditional or flipped model, both of which rely on lectures and are teacher-centered. "When students own their learning, then deep, authentic, transformative things happen in a classroom. It has nothing to do with videos, or homework, or the latest fad in education. It has everything to do with who owns the learning."

Categories: **Pedagogy** , **Project-Based Learning** , **Students**

# Social Networking Do's and Don'ts

Social networking sites allow you to create a "profile" about yourself that you can share with others. Profiles include personal information and interests; plus, educational and professional information. Social networking is a great tool for multi-way communication and can help you organize around specific issues. Your use of social media should be used wisely. Here's a quick guide to help you navigate through social networking.

**Don't:** Accept anyone who you do not know as a friend.

**Do:** Be aware that users can search for you by anything in your profile (your employer, university, etc). Control who sees your page. Set your privacy settings so only "friends" can review your information. Stay away from sites that cannot be closed to the public.

**Don't:** Join groups that may be considered unprofessional or inappropriate, and leave any such group that you are already a member of.

**Do:** Monitor comments that are posted to your page. Delete any with inappropriate language or content. Monitor your friends' Facebook photographs. If someone "tags" you in an inappropriate photograph, remove the tag and ask that the photo be taken down. On Facebook, disable the Google search function.

**Don't post:** Vulgar or obscene language, materials, photos or links that may be considered inappropriate or unprofessional.

**Don't post:** Any negative information about your students or school administrators. This includes information that can easily identify a student or administrator.

**Do:** Use common sense when you're using social media.

Here's what you should know:

**School employees with tenure or "just cause" rights have far greater protection from discipline for their postings on a social networking sites than probationary employees.**

- ◇ Employees with tenure or "just cause" rights can be disciplined or discharged only if, in a due process hearing, the school district can show some legitimate reason related to conduct or competence. In the context of *off-duty conduct*, including, *e.g.*, posting on social networking sites, many courts have required a showing that such conduct has an actual adverse impact on the employee's ability to perform his/her job in order to uphold employee discipline.
- ◇ While probationary employees don't enjoy just cause protection, they may mistakenly believe that the First Amendment protects their right to post anything they want to on social networking sites. Unfortunately, school employees have limited free speech rights. Specifically, employee speech is not entitled to First Amendment protection:
  1. If the employee is merely speaking about matters of personal concern, *e.g.*, social activities, partying, personal gripes, *etc.*; or
  2. If school officials believe that the employee's speech might *disrupt the workplace* or interfere with their job performance.

**Note:** This document is intended to provide practical advice to school employees about the appropriate use of social networking sites. It is not intended to provide legal advice or to identify circumstances in which employee postings on such sites might justify discipline or discharge. Any Association member who is threatened with such discipline should immediately notify his/her Association representative for legal assistance.



## Teacher fired over teen pregnancy Facebook flap

By Matthew T. Hall

Monday, October 29, 2012

I hope you're going to like this column, but I really hope you're going to like it on Facebook.

Anyone with a job and a propensity to post things that cross the line — any line, anywhere — on that site will want to read this.

It's a doozy, a cautionary tale, a sad story about inappropriate behavior taken to inappropriate levels.

The moral? Stay classy, San Diego. In real life and on social media.

Meet Jenn Gutterud. This married woman, Chargers fan and registered nurse has a Facebook page that includes a post titled "10 Reasons to Love a Nurse." At No. 10 is: "Hit the right button, and I'll come quickly." There's also a picture of a Chargers cheerleader's wardrobe malfunction on her page.

Now meet Coriann Ulrich. She has a 19-month-old son, a general equivalency degree and a history of part-time jobs that includes substitute teaching. In other words, she's a single mother who can't afford to become unemployed.

Yet Ulrich is out of work now because Gutterud was offended by a series of her Facebook posts. You won't believe what she wrote — or how Gutterud got her fired. But here's the wildest part: Gutterud lives in San Diego, and Ulrich lives in tiny Moses Lake, Wash., 1,200 miles away.

Their only connection? Their computers.

"She's completely destroyed any name that I have in this town," Ulrich said. "I don't even know this woman."

I think you'll agree: It's one thing to be disciplined at work for a social media post you made from your home computer, but it's something else to lose your job over it. And it's something else altogether to lose that job because a stranger in another state took it upon herself to email your written comments to your employer and the local newspaper, as Gutterud did.

Let that sink in. Big Brother? Turns out there's a Big Sister, too.

Twenty years in journalism, and I've never received an email like the one I got Monday. That's when someone emailed me a link to the Washington newspaper article. It left so many questions: Why did these women do what they did? Is this what we've become as a society? Are you kidding me?

I sent them both interview requests and went back to re-read the story in the Columbia Basin Herald — and the dozens of comments it had generated.

Ulrich was easy to reach and eager to talk. We're now Facebook friends.

She sent me a copy of the post that wound up getting her fired, a screen grab of the exchange it prompted with Gutterud, and the termination email from the human resources manager of the Moses Lake School District.

So what did she post? On a public Facebook page titled, "I hate teen moms," which she said she stumbled on when a friend "liked" a post on it, she wrote: "TO ALL THE TEEN MOMS BITCHING ON THIS PAGE!!!!"

Ulrich continued: "First off in this day an (sic) age there should be no such thing as an unplanned pregnancy!!! there is condoms, birth control, and the plan B so if you females aren't utilizing that than you are all dumb as ----!!!!"

Later she added, "I ----- all through high school and because i was 'RESPONSIBLE' I never got knocked up!!!"

There was more, but you get the point. Honestly, if I were a parent in the district, I'd want her disciplined. But she shouldn't have lost her job because someone she didn't know went snooping around on social media.

She told me she was only trying to explain that responsibility at a young age helps prevent unwanted pregnancies. She cited her free-speech rights and the fact she wasn't working when she made those comments on Facebook. She admitted that her remarks were vulgar and wrong, and she apologized to anyone she disturbed. Everyone but Gutterud, it seems.

Gutterud was so offended that she directed some comments of her own at Ulrich on that Facebook page. She wrote, "My only hope for mankind is that you remain infertile," and "Why don't you throw yourself off of a cliff?"

Then, Ulrich said, Gutterud threatened to contact her employer and the local paper. Ulrich said that comment was subsequently deleted, but that Gutterud followed through because the newspaper communicated with her — and the school district fired her from a job she'd held off and on for two years.

The strange truth is that the only way Gutterud knew how to reach Ulrich's employer or local newspaper was that Ulrich's occupation and hometown were public on her Facebook profile, even though her overall page wasn't. And the only way Ulrich could find any of Gutterud's photos that she considered inappropriate was that the images were public, even though Gutterud's overall page wasn't.

The outcome? Both women's dirty laundry is being aired in public instead of buried in a stack of social media posts, and Ulrich's firing is anything but confidential.

Ulrich's termination email reads in its entirety: "The Moses Lake School District no longer needs your services as a substitute paraeducator. The statements posted on Facebook do not fit our Core Principles. The statements were inappropriate and profanity was used. It's important for our staff members to be good role models for our students and community."



In the end, that's what this is all about. Setting an example.

I say Gutterud went way too far. And I can only guess that she might agree because she took her Facebook page down and never got back to me this week.

Before she closed her account, I sent her several private interview requests via Facebook and left a voice mail message for a family member in town. Then, I sent a final unsuccessful query to her husband on Facebook.

The questions stand: Does Gutterud see herself as a role model? Do you?

© Copyright 2012 The San Diego Union-Tribune, LLC. An MLIM LLC Company. All rights reserved.



## 100 (Updated) Ways To Use Facebook In Your Classroom

Back in 2009, we wrote a popular post, [100 Ways You Should Be Using Facebook in Your Classroom](#). Now almost three years later, educators are still finding great ideas for putting Facebook to work on our list. But at the same time, Facebook has changed so much, and the site has even more to offer for the classroom. So we've compiled a fresh batch of ways to make Facebook work in your classroom, some tried and true, and others that have evolved with Facebook. Read on, and you'll find a wealth of resources, assignments, and amazing uses for Facebook in any type of classroom.

### Resources on Facebook

Facebook is so much more than vapid status updates. You can find resources for research, connect with local (and international) public figures, and find out what's new and interesting in museums.

1. **Ask for information**: Instead of trusting Wikipedia, ask the crowd on Facebook. One kindergarten teacher asked parents to research seeds and got great information about the largest seed in the world according to the *Guinness Book of World Records*.
2. **Attend remote lectures**: Using Facebook, you can tune into remote lectures and presentations from around the world.
3. **Museums and more**: Help your students follow along with local and international museums, art galleries, exhibits, and more for enriched learning on Facebook.
4. **Firsthand research**: Students can connect with family members for genealogy assignments, discuss issues with local celebrities and more through Facebook.
5. **Follow politicians**: If your class is studying the current election, use Facebook to follow politicians on the local, state, and national scale. You can even ask students to interact with the candidates, posting questions and getting feedback.
6. **Learning games**: Plenty of games are on Facebook, and many of them are actually educational. Adopt Facebook crosswords, math games, and more as a reward in your classroom.
7. **Public polling**: Students can research and poll friends and family members by simply asking questions on Facebook.
8. **Applications**: Flashcards, Courses, and more offer easy ways to adopt and create learning tools in your classroom.

### Projects & Assignments

Facebook is an interesting platform for learning, and these ideas offer great ways to make the site a part of projects and assignments in your classroom.

9. **Rise to meet a challenge**: As a class, you can participate in challenges posted by educational outlets, companies, and more.
10. **Book reviews**: Ask students to head to Facebook to review and report on books that you've assigned in class, sharing what they've learned with the rest of the class.

11. **Get support:** If your school is being forced to cut a service due to budget constraints, or your classroom needs help getting connected with a resource, head to Facebook and ask for help.
12. **Offer extra credit:** Post extra-credit assignments on Facebook that students can quickly take advantage of.
13. **News gathering:** Your classroom can follow journalists and media outlets on social networks, gathering past and current news clips relevant to your latest classroom discussions.
14. **Documenting growth:** Whether it's a potted plant or a caterpillar, students can document the growth of classroom projects through Facebook.
15. **Teaching 21st century skills:** Use Facebook to create a lesson on using social media tools for collaboration, news, networking, and more.
16. **Build a Facebook application:** Computer science students can learn valuable skills for the future by taking on a project to create an app that can be used on Facebook.
17. **Ask students to create content:** Have students try their hand as content creators by sharing resources, sparking discussions, taking polls, and more.
18. **Take on a classroom cause:** Using the Causes application on Facebook, students can take on projects that benefit the greater good.
19. **Brainstorm:** Ask students to collaborate and brainstorm on your classroom's Facebook page.
20. **Journal entries:** Students can post regular journal entries to share with the class via a classroom Page or Group.
21. **Scavenger hunt:** Put together a scavenger hunt kids can participate in, sharing clues and hints on Facebook.
22. **Facebook book club:** Host a regular book club gathering with your students on Facebook.
23. **A lesson in social media etiquette:** Use Facebook in the classroom as an opportunity to teach students how to be safe, polite, and effective when using Facebook and other social media tools.
24. **Resource curation:** Students can gather news links, photos, videos, and more to share on the classroom Facebook page, curating valuable resources for the class.
25. **Exam practice:** Keep students on their toes and prepared for exams by posting exam practice activities on Facebook.
26. **Create fake profiles:** Students often love filling out their own profiles, so creating fake ones offers great appeal. Ask students to create fake profiles for historical figures, fictional characters, and more.
27. **Reading summaries:** After each reading assignment, ask students to post a summary of what they've just covered.
28. **Broadcast school news:** Ask students to be the source, taking on a classroom journalism project to report on sports results, campus news, events, and more.

## Sharing

Give students, parents, and your community something of value by sharing knowledge and resources through the power of Facebook.

29. **Import your class blog to Facebook:** If your class maintains a blog, be sure to have it shared on Facebook.
30. **Ask parents to get involved:** Parents can follow along as kids post their projects, and even highlight any insightful resources they may know about.

31. [Pet day can get a little less scary](#): Students with pets that are not quite appropriate for school (like huge pythons or newborn kittens) can still participate, sharing photos of their beloved friend at home.
32. [Archived videos](#): Important lectures, slides, and more can be shared and saved on Facebook.
33. [Document class trips](#): Headed to the zoo? Have your class share the tasks of taking photos, notes, and more to share in a Facebook report on the activity.
34. [Highlighting vocabulary](#): An easy and quick way to fit vocabulary review into study time is posting words and definitions on Facebook.
35. [Make graphs out of parent data](#): Ask parents about household habits, favorite animals, and more, creating graphs in your classroom that you can share on Facebook.
36. [Explore Questions](#): Facebook offers a Questions app, which is clearly useful for the classroom and allows teachers to ask questions about photos, topics, and more with responses from students.
37. [Archive discussions](#): Facebook is a great place to link to and archive classroom slides, discussions, and more that students can reference if they missed class or need to review.
38. [Posting educational content](#): Teachers can post educational videos and links for concepts that are currently being discussed in class.

## Collaboration & Discussion

Students, educational professionals, and even parents can get together for collaboration and discussion through Facebook.

39. [Ask for feedback on assignments and activities](#): If you're not sure of a new assignment or activity that you'd like to introduce in your classroom, ask students what they think on Facebook.
40. [Writing workshops](#): Facebook's collaborative nature makes it easy for students to participate in writing workshops with peer review and instructor oversight.
41. [Set up a Facebook backchannel](#): For courses that are simply too large to allow every student to participate in the discussion, encourage students to communicate through a Facebook discussion wall that operates during class time.
42. [Practice foreign language with native speakers](#): Use Facebook to connect your classroom with speakers around the world, and get a chance to improve their foreign language skills.
43. [Encourage online participation](#): Bring quiet students out of their shell by asking them to participate in Facebook discussions.
44. [Create study groups](#): Allow study groups and group projects to easily connect with each other within their own Facebook groups.
45. [Take classroom polls](#): Need to gather classroom opinions on snack time, movie Friday, or the next book to read? Take a poll on Facebook!
46. [Get connected with guest speakers](#): Use Facebook to track down old students or professionals that would make for great guest speakers in your classroom.
47. [Students can discuss work through Notes](#): On Facebook Notes, students can publish their work, tag classmates, and get feedback on what they've written.
48. [Connect with classes around the world](#): Whether it's a class in your school, or a class on another continent, Facebook offers a great way to get connected with other students.
49. [Discuss classroom ideas with other teachers](#): Facebook is great for connecting not just classes, but teachers with helpful ideas.

50. **Homework help:** It may be awkward for some students to call up a classmate and ask for help on a homework problem, but posting on a class Facebook wall is less intrusive, and teachers can get involved as well.
51. **Stay in touch with old students:** Keep in touch with old students and find out what's been valuable to them years down the road.

## Classroom Management & Organization

These ideas offer great ways to enrich your classroom with personal connection, reminders, and tools for organization.

52. **Post events:** Get your classroom event on your students' calendars by creating a Facebook event. This can be used for everything from exam dates to after-school mixers.
53. **Organize different classes into groups:** If you teach any number of different courses, keep things organized by asking students to join appropriate groups for their class.
54. **Celebrate birthdays:** Use Facebook as a tool for remembering and pointing out birthdays within your classroom community.
55. **Familiarize yourself with students:** In large classes, it can sometimes be hard to remember each and every student. Facebook makes it a little easier to connect faces and personalities with names.
56. **Get a record that students read what you're writing:** Emails get ignored, but you can ask students to "Like" important updates so that you'll know they got the message.
57. **Share positive updates:** When a certain class or group does particularly well, be sure to point it out with a Facebook status message.
58. **Save paper:** Instead of handing out permission slips and flyers, post them to Facebook and allow parents to download and print them at home.
59. **Continue discussions on Facebook:** If you're finding that an interesting discussion is taking up too much classroom time, ask students to simply continue the discussion on Facebook and move on.
60. **Share last minute updates:** Let students know if school is closed due to snow, if you'll be absent, and more on Facebook.
61. **Investigate "dog ate my homework" claims:** One professor busted a student who had lied to her about losing Internet access (and was thus unable to work on her paper), pointing out that she was somehow able to connect because she made several Facebook updates during that same time.
62. **Maintain a classroom map:** Share a geography lesson and increase participation at the same time by asking students to share their heritage, travels, and favorite countries.
63. **Parents can learn about what kids are doing:** Gone are the days when parents have to pry information out of their kids with power tools. Now, parents can get in on the classroom through Facebook, and spark conversations about projects they've actually seen already.
64. **Ask for feedback on exams:** Gauge how students think they did on exams by asking about them on Facebook, and appropriately plan how much time you'll need to grade them.
65. **Get updates on progress:** Make sure students are staying on top of their assignments by using Facebook to ask how things are coming along.
66. **Improve classroom participation:** Keep students engaged by giving them something productive to do on Facebook, rather than allowing them to zone out on the social site during lectures.
67. **Use Facebook for career guidance:** Get students connected with recruiting professionals, mentors, and more through Facebook.

68. [School fundraising](#): Use Facebook to promote any fundraising activities you have in your classroom.
69. [Create a Facebook page for parents](#): Many teachers have found that parents aren't happy with their existing method of communication, whether it's an online parent portal, or just pinning notes to backpacks. Creating a Facebook page for your class offers an excellent opportunity for parents to get involved and stay informed.
70. [Find out what students are into](#): Learn about their hobbies and interests, and you just might discover a way to bring what they love into the classroom.
71. [Host fun contests](#): Host contests on Facebook that require students to participate or attend to win, keeping kids involved in studies.
72. [Remind students to come to class](#): Facebook is a great tool for reminding frequently tardy or absent students to make it on time to class.
73. [Finding future lessons](#): Paying attention to discussions on your Facebook classroom page can help you discover great ideas for future lessons and assignments.
74. [Stay up to date on assignments](#): Remind students of assignments they need to be working on, upcoming due dates, and more with Facebook.
75. [Tag books](#): Tag books for students to read easily and conveniently right on Facebook, and even create resources to go along with the readings.
76. [Clarify directions](#): If it's clear some students are having trouble understanding an assignment, use Facebook to post clarified directions.
77. [Celebrate student work](#): Teachers can highlight some of the best work students have done in any period of time on Facebook walls.

## Apps & Groups

These Facebook resources can help you when it comes to sharing documents, college resources, books, and more.

78. [Courses](#): This app will make managing your courses on Facebook and beyond an easier job to do.
79. [CiteMe](#): Ask students to use the CiteMe app on Facebook so that they can create properly formatted citations.
80. [Booktag](#): Share books and ask students to comment on them with the Booktag Facebook app.
81. [Acceptly](#): Help guide students in getting accepted to college by using the Acceptly Facebook app in class.
82. [Calendar](#): Make sure everyone is on the same page by sharing your class calendar through this app.
83. [Knighthood](#): Promote reading skills with this game app on Facebook.
84. [Mathematical Formulas](#): Math teachers can take advantage of this app, sharing formulas and solutions with students on Facebook.
85. [Used Text Books](#): Students can get connected with a Facebook marketplace for books through the Used Text Books group.
86. [Webinairia](#): Use Facebook to create and host screencasts for your classroom and beyond.
87. [JSTOR Search](#): Your classroom can use the JSTOR Search app on Facebook to find useful scholarly articles and research.
88. [Homework Help](#): If students are stuck on a problem, they can find assistance in the Homework Help Facebook group.

89. **Word of the Day**: Use apps like Word of the Day, This Day in History, and more to create small but fun nuggets of learning on a regular basis.
90. **Zoho Online Office**: Make Facebook a source for documents with Zoho, which allows you to share and even collaborate on documents within Facebook.
91. **Notely**: Get all of your classroom documents and notes organized with the help of this Facebook app for education and beyond.
92. **Language Exchange**: Help your students get connected with foreign language practice through the Language Exchange app.
93. **Typing Test**: Help students build their typing skills right inside Facebook using the Typing Test app.
94. **Quiz Monster**: Host online quizzes through Facebook with the Quiz Monster app.
95. **Study Groups**: This app was made to create the perfect environment for study groups to connect and collaborate on Facebook.
96. **Notecentric**: Encourage students to take and share notes on Facebook with the Notecentric app.
97. **Slideshare**: Share presentations, photos, and other great resources through the Facebook Slideshare app.
98. **WorldCat**: Do research, share sources, and more within Facebook with the help of the WorldCat app.
99. **Hey Math! Challenge**: Point students to this Facebook math app to get help understanding difficult math concepts.
100. **Flashcardlet**: Using Flashcardlet, you can create your own flash cards that students can study on Facebook.

Electronic Source: <http://edudemic.com/2012/05/100-updated-ways-to-use-facebook-in-your-classroom/>

# #hashtags

On Twitter, educators use hashtags to categorize tweets that include resources or news relevant to particular subject areas or issues in education. Hashtags are also used to engage in "chats" about education around the globe. Further help on hashtags is included below along with hashtags commonly used by educators

## General Educational Hashtags

[#duedchat](#) = Down Under educators chat for Australian and New Zealand teachers  
[#aedchat](#) = Australian educators chat  
[#educhat](#) and [#edchat](#) = General educators chat commonly used by North American educators  
[#ukedchat](#) = United Kingdom educators chat  
[#edtech](#) = Technology and education  
[#cpchat](#) = Connected principals chat  
[#publiced](#) = Public education  
[#nswdet](#) [#nswdec](#) = NSW Department of Education and Training/Communities  
[#edreform](#) = Education reform  
[#ceolearn](#) = Catholic Education Office  
[#ozteachers](#) = general Australian teacher hashtag  
[#pln](#) - Personal learning network  
[#vicpln](#) = Victorian PLN  
[#k12](#) = relevant across K-12 curriculum  
[#ntchat](#) = New teacher chat  
[#edleaders](#) = Educational leaders  
[#teaching](#)  
[#education](#)

[#teachers](#)  
[#edu](#)

## Learning Types & Tools Hashtags

[#mlearning](#) = Mobile learning  
[#elearning](#)  
[#pbl](#) = Project based learning  
[#edapp](#) = Apps for education  
[#slidetolearn](#) = Mobile learning

[#mobilelearning](#)  
[#qbl](#) = Game based learning  
[#ipaded](#) = iPads in education  
[#IWB](#) = Interactive whiteboards  
[#web20](#) = Web 2.0

## Social Media & Digital Citizenship

[#digitalcitizenship](#)  
[#smchat](#)

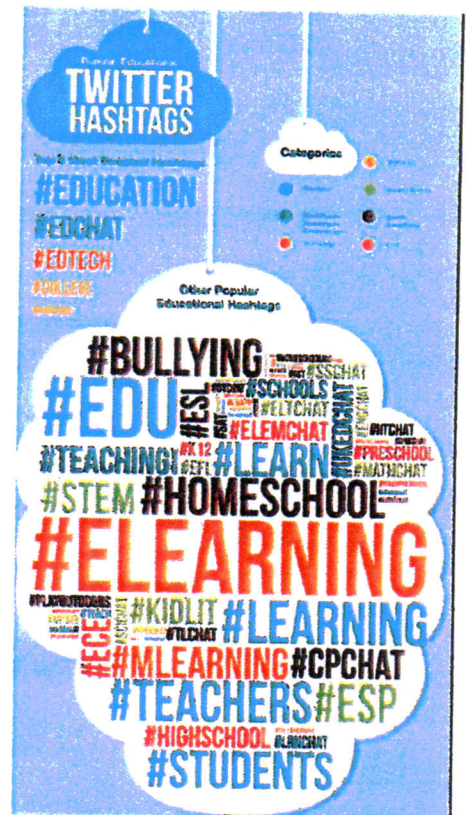
[#digitalfootprint](#)  
[#cybersafety](#)

## Mathematics Hashtags

[#mathchat](#)  
[#mathgeek](#)  
[#math](#)

## Primary (Elementary) School Hashtags

[#elemchat](#) = Elementary (Primary) school educators chat  
[#kinderchat](#)  
[#1stchat](#)  
[#2ndchat](#)  
[#3rdchat](#)  
[#4thchat](#)  
[#5thchat](#)  
[#6thchat](#)





## English Hashtags

[#engchat](#)

[#ozengchat](#)

[#languagearts](#)

[#literature](#)

[#wordnerd](#)

[#books](#)

[#literacy](#)

[#mediastudies](#)

## Science Hashtags

[#scichat](#)

[#scied](#)

[#biology](#)

[#science](#)

[#physicsed](#)

[#chemistry](#)

## History/Geography/Economics (HSIE) Hashtags

[#sschat](#)

[#historyteacher](#)

[#history](#)

[#geography](#)

## Physical Development, Health & Physical Education Hashtags

[#pegeeks](#)

[#physed](#)

[#health](#)

## Creative & Performing Arts (CAPA) Hashtags

[#mused](#)

[#ceocapa](#)

[#artsed](#)

[#musedchat](#)

[#arted](#)

[#musiced](#)

## Technical & Applied Studies (TAS) Hashtags

[#DandT](#)

[#agchat](#)

[#agriculture](#)

[#ageduchat](#)

[#textiles](#)

## Language Hashtags

[#langchat](#)

[#flteach](#)

[#languages](#)

## Special Education Hashtags

[#sped](#)

[#spedchat](#)

## English as a Second Language (ESL) Hashtags

[#eltchat](#)

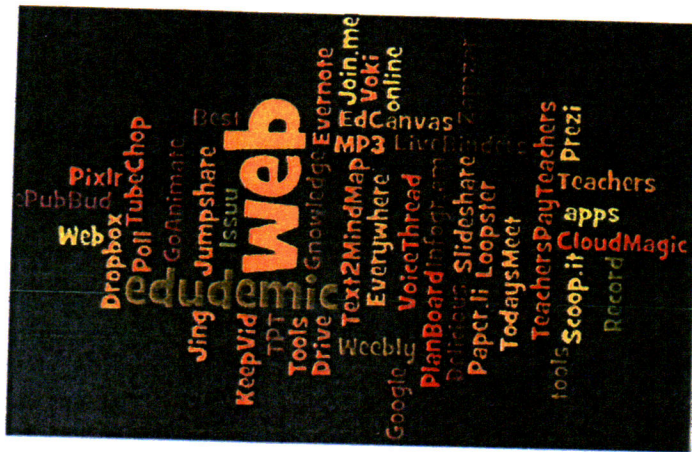
[#esl](#)

[#tefl](#)

## The 30 Best Web 2.0 Tools For Teachers (2012 Edition)

**Source:** <http://edudemic.com/2012/10/best-web-tools-2012/>

Looking for the best cloud computing software for your school? What about a way to remotely store homework and other assignments? It's time to figure out which web 2.0 tool is right for you!



### Edudemic's Recommendations

If you're looking to try out some of these tools, here are the top 5 tools we recommend you try out (if you haven't already).

**Slideshare** - Get the credit and audience you deserve for your presentations! They may be embedded in a website just like this one or even on a fancier site like the NYTimes, etc.

**Scoop.it** - A stellar social bookmarking service that is being used by a ton of teachers right now. We try our best to keep [the Edudemic Scoop.it feed](#) updated!


**PlanBoard** - It's an online lesson planner made for teachers. Create, share, and manage lesson plans with simple and easy to use lesson plan templates.

**Evernote** - Featured in [Edudemic Magazine](#) numerous times, we love all things Evernote. It's insanely popular in education and useful for teachers, students, parents, and just about anyone who wants to remember what they've done.

**Dropbox** - I use Dropbox every day. I had to up to the 100GB size and feel like I'll never fill it up. Great for backing up everything, accessing files remotely (even from your smartphone and tablet) and sharing things. I've seen it used for handing in homework on a regular basis. Also, [you can get an extra 3GB free if you have a .edu address!](#)

## The Best Web 2.0 Tools For Teachers

1. Google Drive
2. Dropbox
3. CloudMagic
4. Jumpshare
5. Weebly
6. Issuu
7. ePubBud
8. Infogr.am
9. Text2MindMap
10. EdCanvas
11. KeepVid
12. TubeChop
13. GoAnimate
14. TodaysMeet
15. Slideshare
16. Voki
17. Prezi
18. Record MP3
19. Delicious
20. Jing
21. Pixlr
22. Loopster
23. Evernote
24. Scoop.it
25. Paper.li
26. LiveBinders
27. Join.me
28. Zamzar
29. Poll Everywhere
30. VoiceThread
31. PlanBoard
32. TeachersPayTeachers (TPT)
33. Gnowledge



Pinterest is quickly becoming one of the biggest sources inspiration and innovation when it comes to cooking, design, and education. That's right, [education is a prominent fixture on Pinterest](#) now and that, of course, means that education technology plays a starring role.

In an effort to help curate the massive amount of Pinterest boards about education technology, you can use the following list as a jumping off point to start your Pinterest journey.

The following boards are curated by teachers, admins, and other education enthusiasts. You'll likely find some new blogs, tools, and ideas among them. After all, that's what Pinterest is all about!

Don't forget to [check out the Edudemic Pinterest board](#) where you can keep track of all the stuff we're up to.

1. [Patricia Brown](#): Patricia showcases a myriad of videos, articles, tutorials, and lots of other resources all about education technology.
2. [Vicki Davis](#): We love Vicki! The 'cool cat teacher' is a rock-star on the blogs but also maintains a wonderful collection of curated resources for anyone looking to enhance their classroom or life.
3. [TeacherVision](#): A 'family education network,' TeacherVision assembles a solid list of resources that are valuable for parents, students, and teachers alike.
4. [Kathy Schrock](#): Kathy (big fan!) is a big name in edtech. Like Vicki Davis, she's a wonderful blogger and Pinterest user. She curates helpful tools and supportive information for, in particular, developing top-notch presentations.
5. [Edutopia](#): The always-helpful Edutopia steps up to the Pinterest plate and hits it out of the park. They update their pinboards every day with a pantload of useful information, infographics, and articles.
6. [Eric Sheninger](#): Looking to learn about life as a principal? What technology is being used by school admins? Eric has you covered and has built up a solid collection of useful resources.
7. [Edudemic](#): Might as well share our own stuff on here since we think it's worthwhile! We like to pin apps, web 2.0 tools, guides, infographics, and interesting edtech news.

- [Submit An Article](#)
- [Contact Us](#)
- [Register](#)
- [Log in](#)



- [Featured Articles](#)
- [Most Popular](#)
- [Trending Topics](#)

- [Home](#)
  - [Tools](#)
  - [Trends](#)
  - [News](#)
  - [How To](#)
  - [Online Learning](#)
  - [Social Media](#)
  - [Advertise](#)
  - [Edudemic iPad Magazine](#)

An advertisement for Anthem BlueCross. On the left is a portrait of a man in a white lab coat. Next to it is the Anthem BlueCross logo. The main text reads "Lock-in your 2013 Medicare benefits." To the right, there is a red button that says "LEARN MORE", the phone number "1-855-762-5", and a link for "Legal Disclosures".

An advertisement for the iPad Summit USA. It features the "eduteacher" logo, the text "iPad Summit USA November 6-8 at Harvard University", the website "ipadsummitusa.org", and a yellow button that says "Register Today!".

[← Is Your Family Technologically Average?](#)

[5 Tips From Successful Online Students →](#)

Saturday, October 27, 2012 8:05 am, Posted by [Jeff Dunn 33](#) | [Featured](#)

## The 20 Best Pinterest Boards About Education Technology

Topics: [boards](#), [edtech](#), [learning](#), [pinning](#), [pinterest](#), [sharing](#), [technology](#), [web 2.0 tool](#)

Tweet 694

Like 283

### Great Reads From Edudemic Partners:



Stunning Nexus 10  
Photos Leaked On  
Google +



How the iPhone 5  
Could Annoy the Apple  
Faithful



Apple's Worst  
Nightmare - From An  
Unlikely Source



First You'll Laugh, Then  
You'll Use It!




Internet Pro  
Warn Custor  
Torre

### More Featured Posts

- [Why Are Some Children Smarter Than Others?](#)
- [This Is The Official iPad Mini Comparison Guide](#)
- [England To Ban Schools From Having Curves](#)
- [10 Surprising Features Of Finland's Education System](#)
- [Should School Days Be Longer? A 7th Grade Class Weighs In](#)

## 33 thoughts on "The 20 Best Pinterest Boards About Education Technology"

1.  [Erin Paynter](#) on [October 27, 2012 at 9:48 am](#) said:

<http://pinterest.com/erinpaynter/>

[Reply](#)

2.  [Alexandra Duarte](#) on [October 27, 2012 at 10:56 am](#) said:

For the last four years I've been posting resources, links, and my own materials at <http://www.clubeinglesoure.blogspot.pt> ;

At <http://www.scoop.it/t/21st-century-teaching-tools>, I've been collecting all stuff I find that deal with the use of technology in the classroom; last but not the least, I have 13 pinterest albums that include Infographics, teaching and learning ideas.

Thanks for sharing so much and so often, and for accessing the links I've just shared here.

Alex

[Reply](#)

3.  [Judith Brown](#) on [October 27, 2012 at 11:19 am](#) said:

8. [TED ED News](#): From the inspiring videos to the follow-up conversations, TED Ed has you covered here. Their Pinterest boards are worth following simply to try and keep up with everything!
9. [Jennie Hoffmann](#): Looking for useful web tools for education? Jennie covers the best tools and focuses on activities in particular that can help boost your classroom.
10. [Kristin Brynteson](#): Kristin loves to pin (judging by the number of pins!) and includes lots of free apps and education resources. We heart free resources!
11. [Samia Wahab](#): Who knew that Pinterest could be a news outlet? These articles posted by Samia are great reading for anyone interested in edtech news, trends, and more.
12. [Charity Preston](#): Want a pinboard that focuses on elementary school technology? Charity has an array of pins here that will help you out.
13. [Melissa Alonzo-Dillard](#): From interactive whiteboards to smart-boards to projectors, this pinboard from Melissa is useful for you. Great for any tech enthusiast too!
14. [Rachel Friedrich](#): Ever had the Reading Rainbow song in your head? This board has a whole library of tools like that. I dare you not to start singing the theme song now. Double dare.
15. [Education World](#): Ed world focuses on science and how it connects with education. In other words, it's great for any science teacher or student. There are plenty of non-science resources too though!
16. [Shannon Smith](#): A useful list of resources that is a useful tool for teachers and non-teachers. Focuses on infographics but also lesson plans worth knowing about. Great compilation Shannon!
17. [K S](#): This board has a focus on Canada thanks to the author (a curriculum consultant) being from there. The pinboard helps promote digital literacy and education technology thanks to many videos and resources.
18. [Debbie Fucoloro](#): Great for beginners (in edtech), this set of pinboards are useful guides for any teacher looking to amp up their technology!
19. [Shelly Terrell](#): Like Vicki Davis, Shelly Terrell is a big name in edtech blogging. We've even featured her in the Edudemic Magazine! Shelly focuses her boards on digital storytelling which basically gets tech into the hands of students and then makes them find creative uses. What could be better than that?
20. [ISTE](#): The one and only International Society for Technology in Education (you know, the folks who run the awesome conferences) posts some of their favorite tools and resources here. A great follow and recommendation for all teachers who want to get more tech into their classroom.

## Add Your Pinterest Board!

**We want to see what YOU are pinning! Add your Pinterest board to the comments of this post so others can see and connect with you!**

---



# Surprising Ways Schools Are Using iPads Around The World

iPads are making waves in education all over the nation, even in college classrooms, where they're replacing laptops, textbooks, and notebooks. Some colleges have even gone so far as to hand out iPads to new students, helping students and faculty all work with the same technology for learning. This year, the iPad is still going strong and schools are continuing to innovate new ways to use the tablets in class and around campus. Here we share just a few of the coolest ways iPads are making waves in higher ed this year, from helping teams play better to ensuring students never forget their notes. Source: <http://edudemic.com/2012/09/9-surprising-ways-schools-ipads-world/>

## TEACHING with TABLETS

### TABLET OWNERSHIP

**Tablet brands most owned (Of adult tablet owners)**

Brand	Percentage
iPad	61%
Kindle	14%
nook	1%
Other	18%
Don't Know	6%

**Tablet ownership among college students and college-bound high school students has more than tripled from a year ago.**

Year	Percentage
2011	7%
2012	25%

Although tablets have only been around for a few years, they've become an important tool that may change education forever.

**Bring textbooks to life**  
Instead of just reading about music or a famous speech, students can easily click to hear the song or speaker.

**Provide a familiar experience**  
Students have been using smartphones for years, and tablets are the natural next step.

### TABLETS IN THE CLASS

There are many ways and reasons tablets are being used in the classroom, including:

- Provide alternatives to print books**  
The endless options for texts are often less expensive and don't wear out as quickly as print books. Users can also customize their reading experience.
- Suit students' needs**  
Tablets are smaller than laptops, more lightweight than textbooks, and feature a long battery life.
- Provide access to thousands of apps**  
Students can download any useful apps they need; tablets are also compatible with online teaching and learning platforms.

Some districts are beginning to support students bringing in their own devices like smartphones, tablets, and laptops to support learning in the classroom.

**SOURCES:** pearsonfoundation.org | gigaom.com | google.com | allthingsd.com | amazon.com | apple.com | wikipedia.com | engadget.com | intel.com | echrader.com | news.softpedia.com | latestincomputer.blogspot.com | forbes.com | bloomberg.com | technostall.com | tapscape.com | libraries.pewinternet.org | mashable.com | phys.org



IPad4schools.org @iPaddWells

# 9 Starter Tips for Teachers Who Just Got iPads



- 1  **iCloud**
- 2  **Apps**
- 3  **Vision**
- 4  **SAMR**
- 5  **Guide**
- 6  **Work**
- 7  **Pswd**
- 8  **Help!**
- 9  **Smile!**

**1** For iCloud Don't rush to account setup, look for subject. Don't expect the Google "The SAMR Model" to be a SAMR Model to take the 'Create specific app, laptop but focus on the new iCloud Focus on the new harnessing the true power of email' option to generic tasks, opportunities. E.g. Writing, Mobility, Pad learning is gain full functionality. Don't use your Drawing, Filming, Discussion. Don't use your existing email. One screen of E.g. iCloud can only sync Notes. Apps should be using an iCloud email. Needs **MORE**

**2** Don't expect the Google "The SAMR Model" to be a SAMR Model to take the 'Create specific app, laptop but focus on the new harnessing the true power of email' option to generic tasks, opportunities. E.g. Writing, Mobility, Pad learning is gain full functionality. Don't use your Drawing, Filming, Discussion. Don't use your existing email. One screen of E.g. iCloud can only sync Notes. Apps should be using an iCloud email. Needs **MORE**

**3** Don't expect the Google "The SAMR Model" to be a SAMR Model to take the 'Create specific app, laptop but focus on the new harnessing the true power of email' option to generic tasks, opportunities. E.g. Writing, Mobility, Pad learning is gain full functionality. Don't use your Drawing, Filming, Discussion. Don't use your existing email. One screen of E.g. iCloud can only sync Notes. Apps should be using an iCloud email. Needs **MORE**

**4** Don't expect the Google "The SAMR Model" to be a SAMR Model to take the 'Create specific app, laptop but focus on the new harnessing the true power of email' option to generic tasks, opportunities. E.g. Writing, Mobility, Pad learning is gain full functionality. Don't use your Drawing, Filming, Discussion. Don't use your existing email. One screen of E.g. iCloud can only sync Notes. Apps should be using an iCloud email. Needs **MORE**

**5** Don't expect the Google "The SAMR Model" to be a SAMR Model to take the 'Create specific app, laptop but focus on the new harnessing the true power of email' option to generic tasks, opportunities. E.g. Writing, Mobility, Pad learning is gain full functionality. Don't use your Drawing, Filming, Discussion. Don't use your existing email. One screen of E.g. iCloud can only sync Notes. Apps should be using an iCloud email. Needs **MORE**

**6** Don't expect the Google "The SAMR Model" to be a SAMR Model to take the 'Create specific app, laptop but focus on the new harnessing the true power of email' option to generic tasks, opportunities. E.g. Writing, Mobility, Pad learning is gain full functionality. Don't use your Drawing, Filming, Discussion. Don't use your existing email. One screen of E.g. iCloud can only sync Notes. Apps should be using an iCloud email. Needs **MORE**

**7** Don't expect the Google "The SAMR Model" to be a SAMR Model to take the 'Create specific app, laptop but focus on the new harnessing the true power of email' option to generic tasks, opportunities. E.g. Writing, Mobility, Pad learning is gain full functionality. Don't use your Drawing, Filming, Discussion. Don't use your existing email. One screen of E.g. iCloud can only sync Notes. Apps should be using an iCloud email. Needs **MORE**

**8** Don't expect the Google "The SAMR Model" to be a SAMR Model to take the 'Create specific app, laptop but focus on the new harnessing the true power of email' option to generic tasks, opportunities. E.g. Writing, Mobility, Pad learning is gain full functionality. Don't use your Drawing, Filming, Discussion. Don't use your existing email. One screen of E.g. iCloud can only sync Notes. Apps should be using an iCloud email. Needs **MORE**

**9** Don't expect the Google "The SAMR Model" to be a SAMR Model to take the 'Create specific app, laptop but focus on the new harnessing the true power of email' option to generic tasks, opportunities. E.g. Writing, Mobility, Pad learning is gain full functionality. Don't use your Drawing, Filming, Discussion. Don't use your existing email. One screen of E.g. iCloud can only sync Notes. Apps should be using an iCloud email. Needs **MORE**



Links only work on original PDF version

inspired by

**Dancing**  
Every student & Teacher should have ONE password for everything used at school. This should be a strong password with 8 characters, a capital & a number. Eg. **Dancing**  
You can then have one password for home and a unique one for banking.

**Dancing**  
Even if your school or district went first but there are tons of free webinars and iPad blogs out there. Most importantly get on Twitter and build your personal network. Learning without a PLN, it will be hard to keep up and truly innovate your instruction. **Dancing**

